



English Qualitative Module



A

B

E

Grade 3

C

D

Education Zone
Galewela

Grade 3

Guidance and Patronage

T.N.Hettiarachchi,
Director of Education,
Galewela.

Supervision and Direction

(1) H.R.S.Bandara
Asst. Director of Education,
Education Office,
Galewela.

(2) D.G.N.Kulathunga,
Asst. Director of Education,
Education Office,
Galewela.

Coordination

(1) K.H.N.Priyadharshana,
Deputy Director of Education,
Education Office,
Galewela.

(2) M.G.Gunarathna Banda,
Subject Coordinator,
Education Office,
Galewela

P.Aluvihare,
Project Coordinator,
Education Office,
Galewela.

Panel of Writers

A.M.S.J.R.Bandara - Dambulla Primary School.
M.P.A.Kohawita - Bulanawewa Primary School
R.M.G.Kalhari - Monaravila Primary School

Proof Reading

P.Aluvihare - Education Office, Galewela.
A.M.S.J.R.Bandara - Dambulla Primary School.
H.M.Y.K.K.Herath - Dambulla Primary School.

Assistance in Computing

K.W.N.Menaka - Kandewaththa Primary School

Cover Page Designing

H.C.I.K.Kulathunga - Galewela Central Collage.
S.Wanasinghe - Thalkote Primary School.

Trival Assistance

(1) Thanuja Gunathilaka,
Chief Manegement Service Officer,
Education Office,
Galewela.

(2) I.S.Kumari,
Manegement Service Officer,
Education Office,
Galewela.

(3) S. Maduri,
Divisional Education Office,
Dambulla.

(4) N.G.PriyanthiMenike,
Divisional Education Office,
Galewela.

Unit 01 – My Self and Me

Activity 01

Read and colour.

What's your
name?

red

How old are
you?

blue

What grade
are you in?

green

Where do
you live?

pink

Do you have
a pet?

yellow

I live in
Sigiriya.

I'm Nisal.


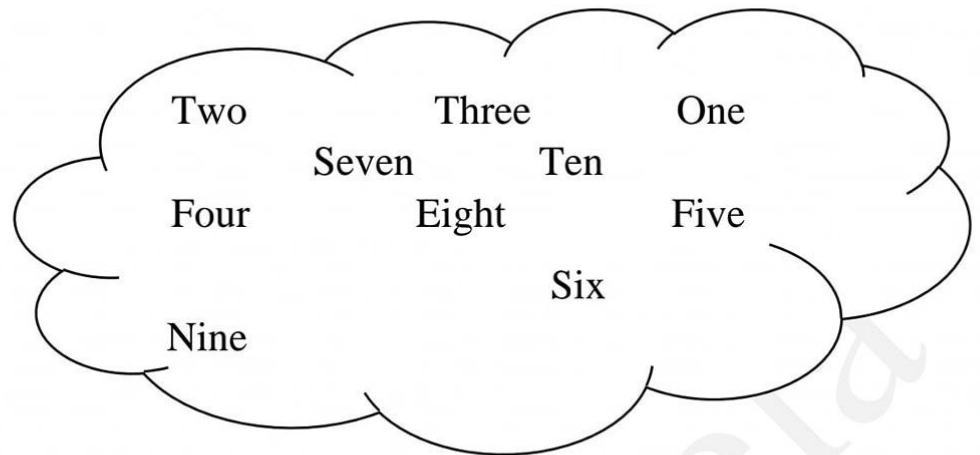
Yes, I do.

I'm 8.

I'm in grade
3.

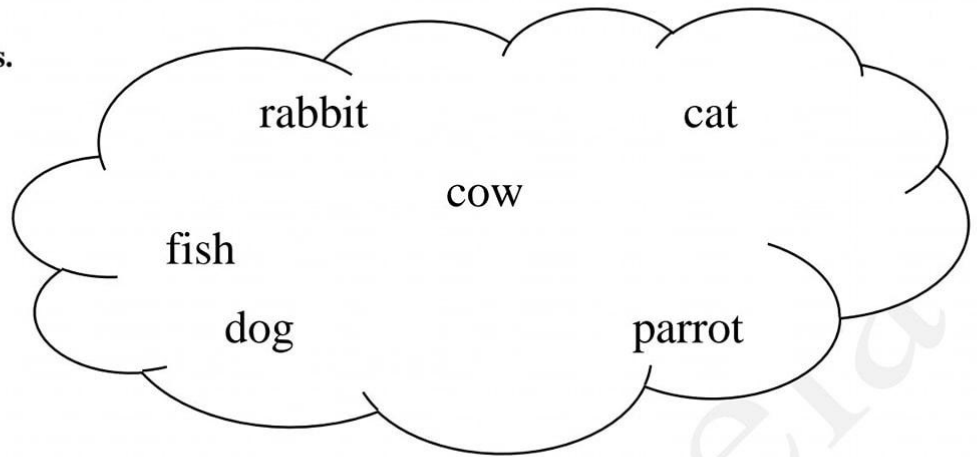
Activity 02

Count and write.



Activity 03

Fill in the blanks.




This is my pet.


It is a



It is a



It is a



It is a



It is a



It is a



Activity 04

Draw and write.



This is Sahan.


He is nine.

He is in grade 3.

This is

I am years old.

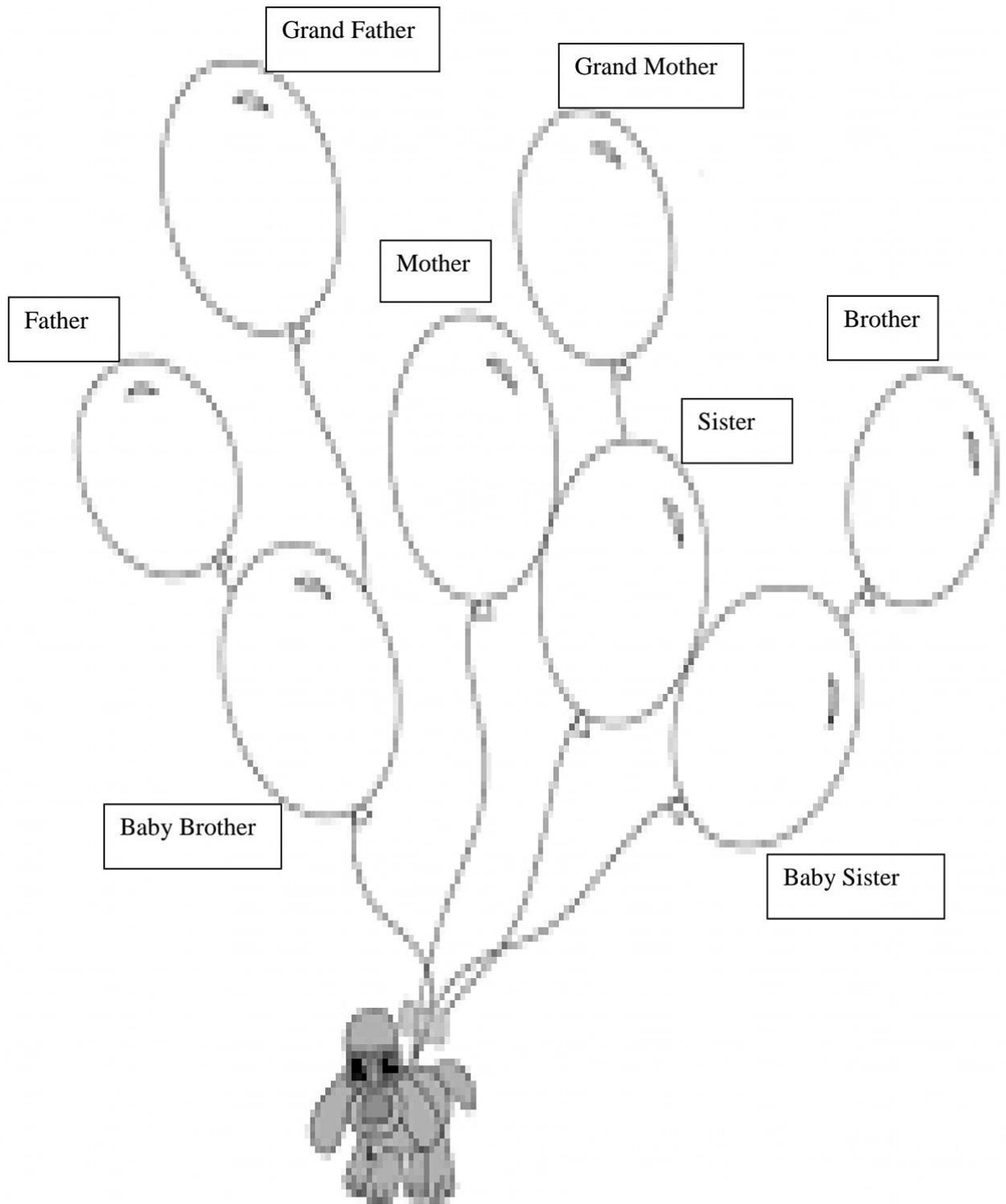
I am in



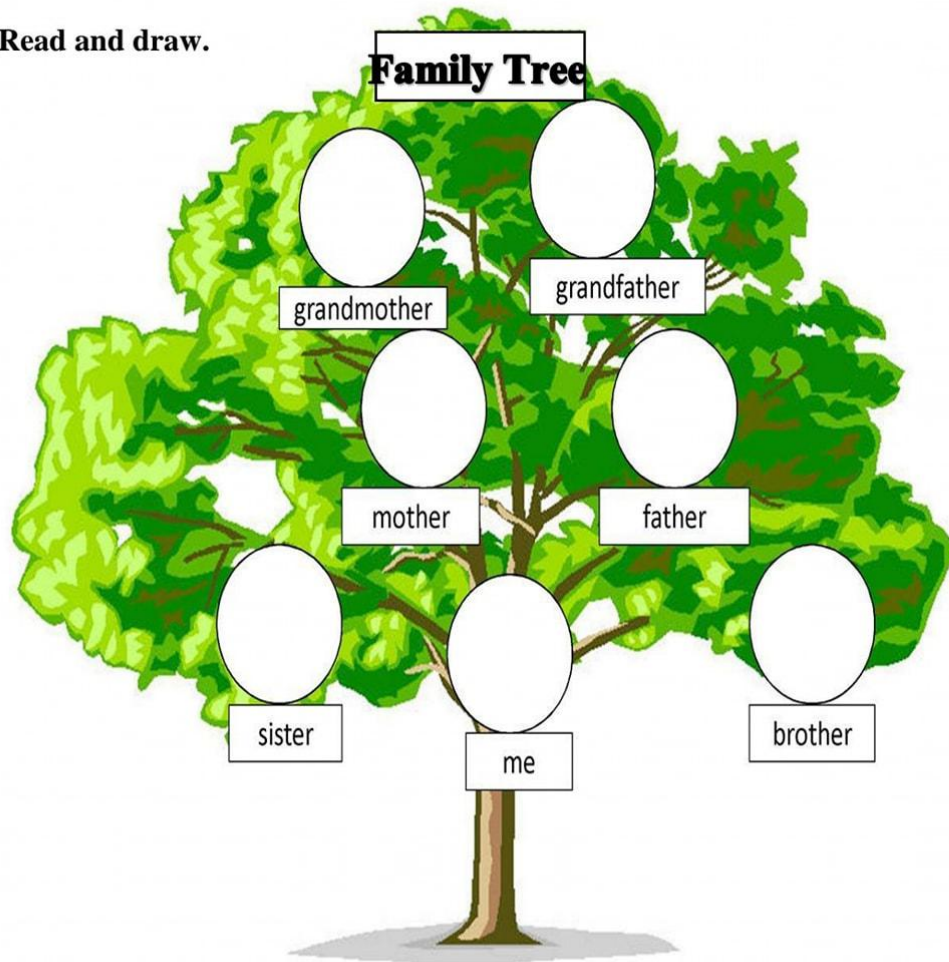
Unit 02 – My Home

Activity 01

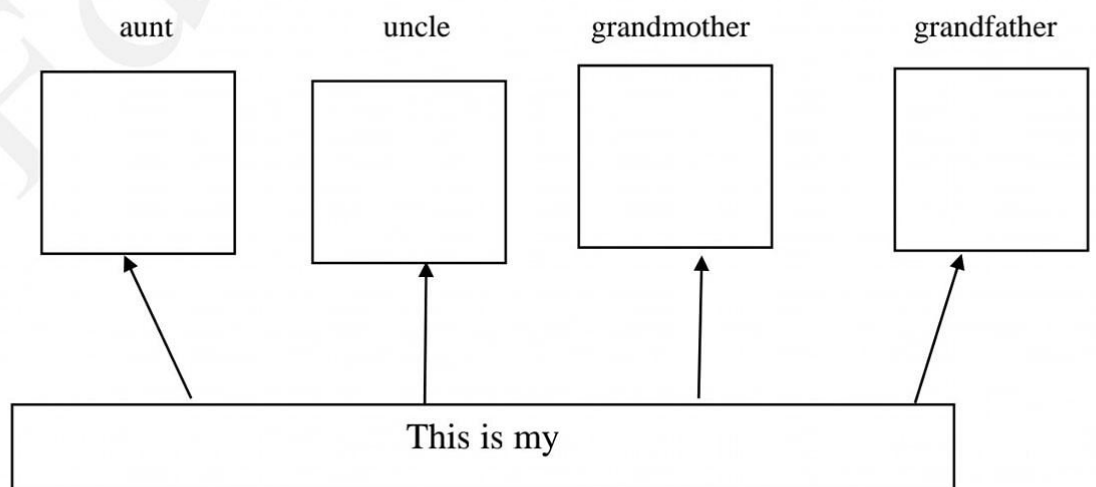
Read and draw.



- Read and draw.



- Read and draw.



- **Write sentences.**

This is my aunt.

This is my

.....

.....

Activity 02

Learn the words and do the activity.



- This is my aunt.
..... is a nurse.
- This is my uncle.
..... is a farmer.
- This is my sister.
..... is a doctor.
- This is my brother.
..... is a teacher.

Activity 03

Look and write.



.....

I my teeth.



.....

I rice.



.....

I television.




.....

I



Good morning	eat	Good evening
watch	Good afternoon	brush
Good night	sleep	

- **Read and colour.**



- That is the roof.

It is orange.

- That is the door.

It is blue.

- There is a tree.

It is green.

- That is the wall.

It is yellow.

- That is the window.

It is black.

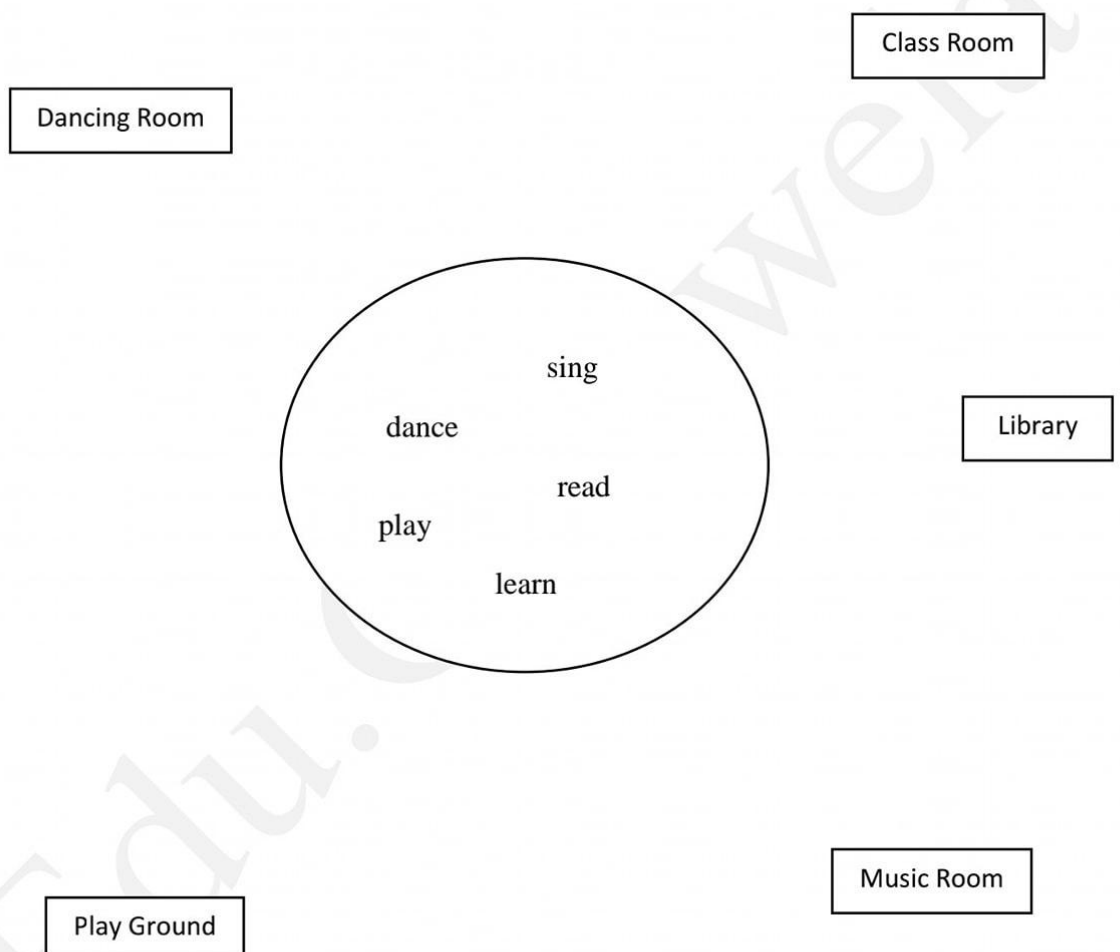
- There is a flower pot.

It is red.

Unit 03 – Our School


Activity 01

Match the words with the places.



Activity 02

Listen and number.



Black Board



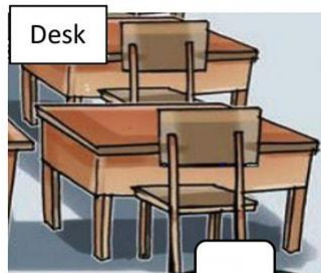
Time Table



Calendar



Clock




Desk



Key Board



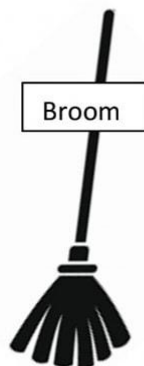
Mouse



CPU



Dust Bin



Broom



Table



Activity 03

Look and write.




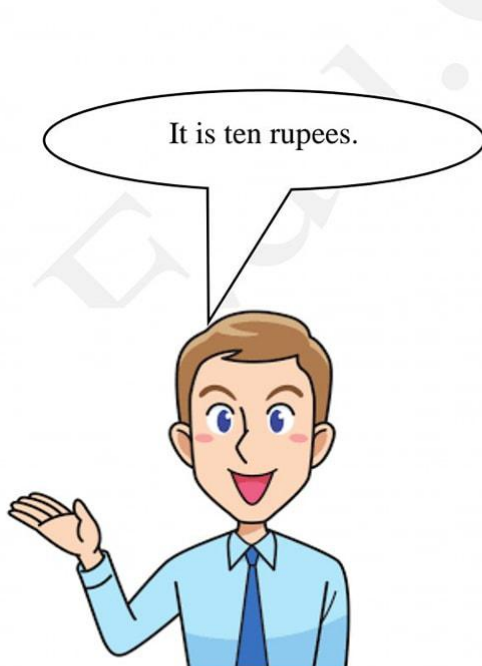
How do you come to school?



- I come to school on foot.
- I come to school by bus.
-
-
-

Activity 04

Listen and repeat.



Unit 04 - My Food Bag

Activity 01

Draw the correct picture in the basket.

an apple	snake gourds	a mango	spinach	a papaya
ridge gourds	a pineapple	a rambutan	brinjals	a guava
grapes	beans	a watermelon		a banana
capsicum		an orange		yams




Fruits



Vegetables

Activity 02

Write and draw.



Coffee	Milk	Juice
Biscuits	Sandwiches	
Tea	Water	
Fruits	Cakes	
Juice		

- **Write sentences.**

(1) I like coffee.

(2) I like sandwiches.

(3)

(4)

(5)

(6)

(7)

(8)

(9)

Activity 03

Fill in the blanks.

What do you eat for breakfast?

I eat



for breakfast.

I eat



for breakfast.

I eat



for breakfast.

What do you eat for lunch?

I eat



for lunch.

I eat



for lunch.

What do you eat for dinner?

I eat



for dinner.

I eat



for dinner.

Bread

String hoppers

noodles

pittu

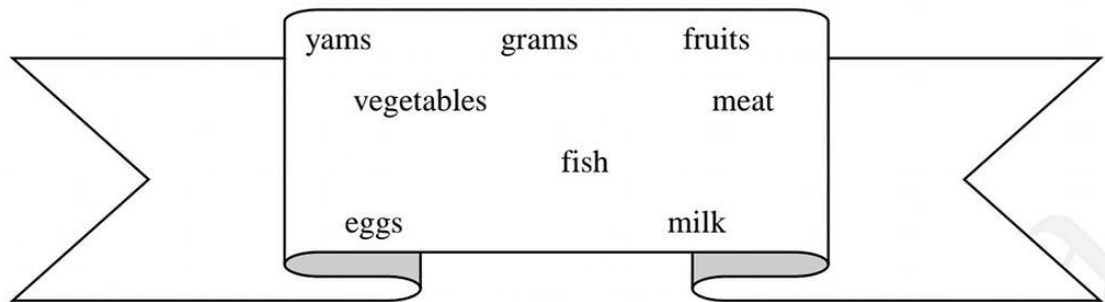
rice

hoppers


rotti

Activity 04

Read and write.



Foods from plant



Foods from animals

Unit 05 – Animal Friends

Activity 01

Find the way and draw the pictures.

cow



rabbit



sheep



cat



duck



owl



dog



--	--	--	--	--	--	--

owlet

bunny

puppy

kitten

duckling

calf

lamb

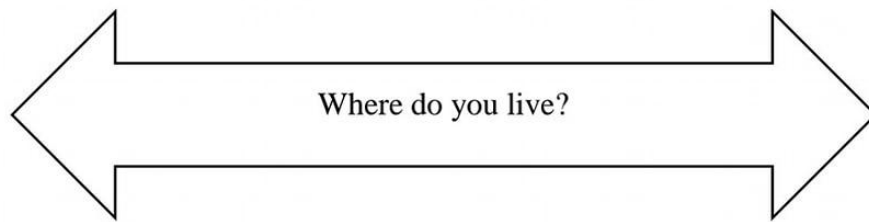
Activity 02

Draw these animals in your home garden.

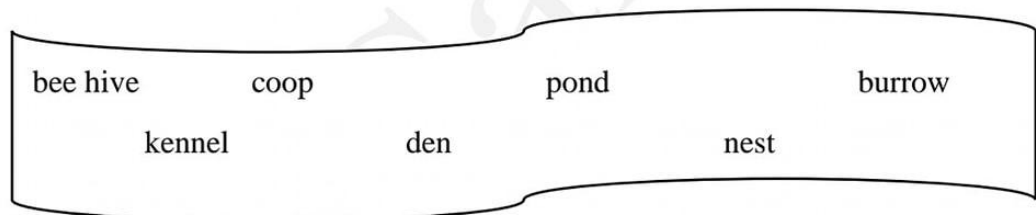
Bee	Squirrel
Parrot	Rat
Worm	Monkey
Butterfly	Crow
Mynah	

Activity 03

Complete the sentences and draw the picture.



Bee I live in a
Bird I live in a
Rabbit I live in a
Lion I live in a
Dog I live in a
Hen I live in a
Fish I live in a



Activity 04

Listen and identify the sounds and draw the picture and write the name.

moo

neigh

woof

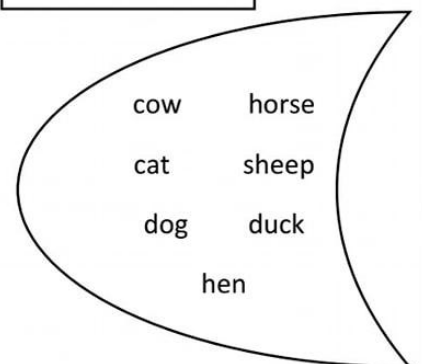


mew



cluck

quack

baa, baa



Activity 06

Look at the picture and write sentences.



I have a hat.

It has a flower.

hat
flower



I have a

It

It

frock
belt
flower



I have a

It

It

buttons
collar
shirt



I have a

It

It

pleats
frills
skirt



I have a

It

It

shoe
lace
buckles

Activity 02

Select and label.

Ladies

.....
.....
.....
.....
.....
.....

socks
sandals
tie
t- shirt
hat
shorts
jeans
shoes

Gents

.....
.....
.....
.....
.....
.....

Activity 03

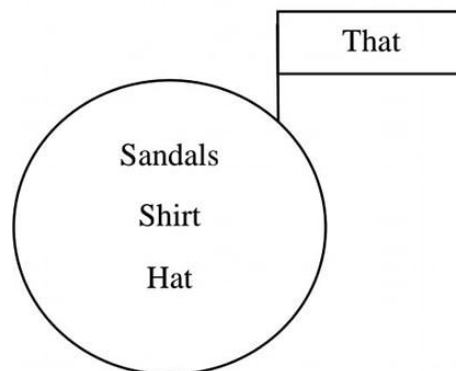
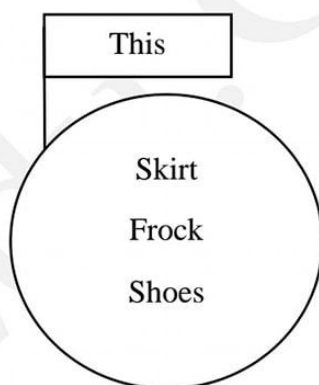
Find and circle the word and draw the picture in the correct box.

	e	s	w	e	a	t	e	r	
s e e s v e l o v e s	Cold				Sunny				r h a t
	Work				Raining				
	r	a	i	n	c	o	a	t	

Activity 04

Write sentences.

I like

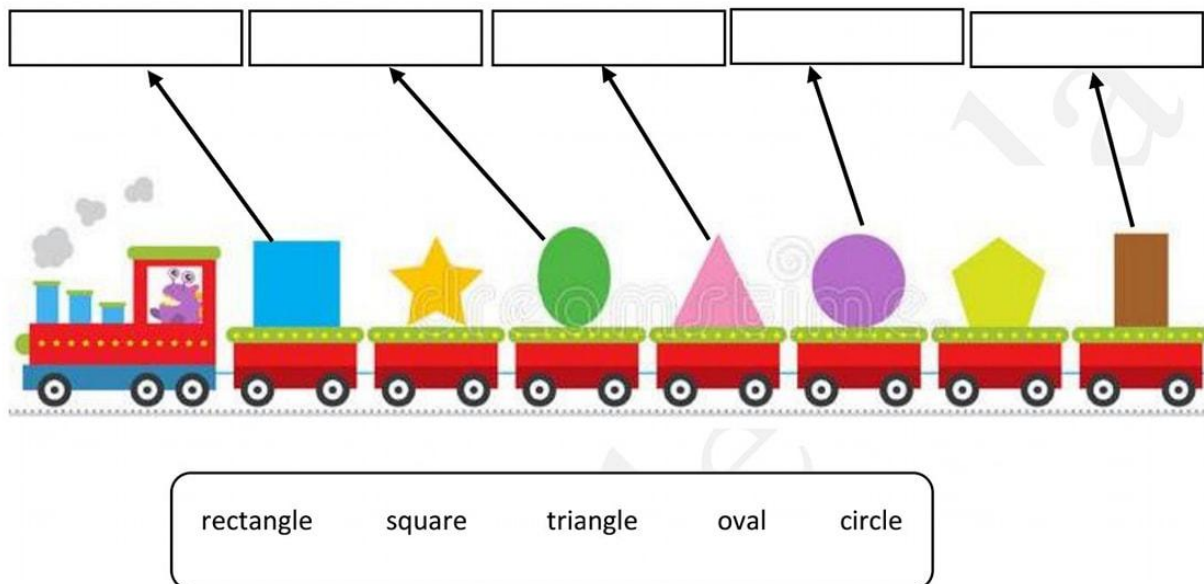


- I like this skirt.
- I like that sandals.
-
-
-
-

Unit 07 – Playing is Fun

Activity 01

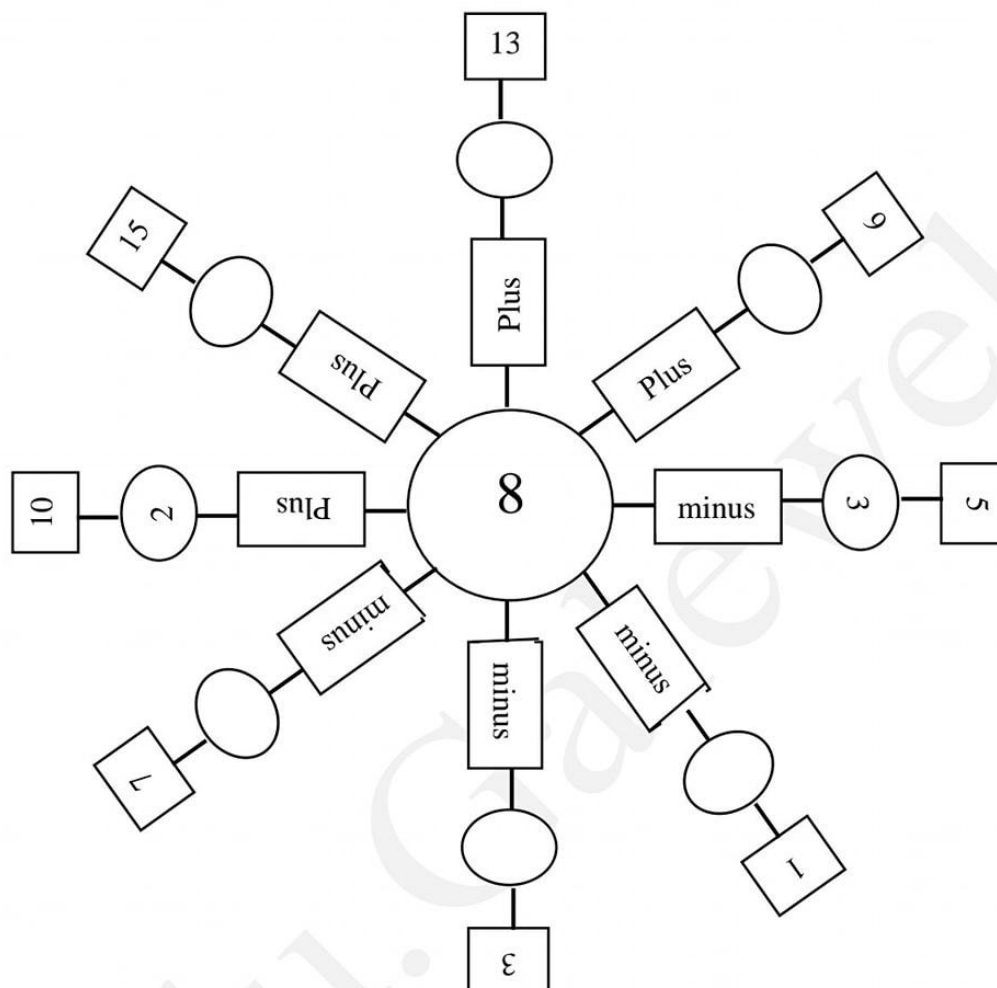
Look at the picture and find shapes.



- Look at the above picture and make three different pictures using shapes.

Activity 02

Complete.



Activity 03

Look and write.



.....



.....



.....



Catch the ball

Pass the ball

Let the ball roll

Kick the ball

Throw the ball








Bounce the ball

Activity 04

Read the time and complete.




Two o'clock



Unit 08 – World around Me

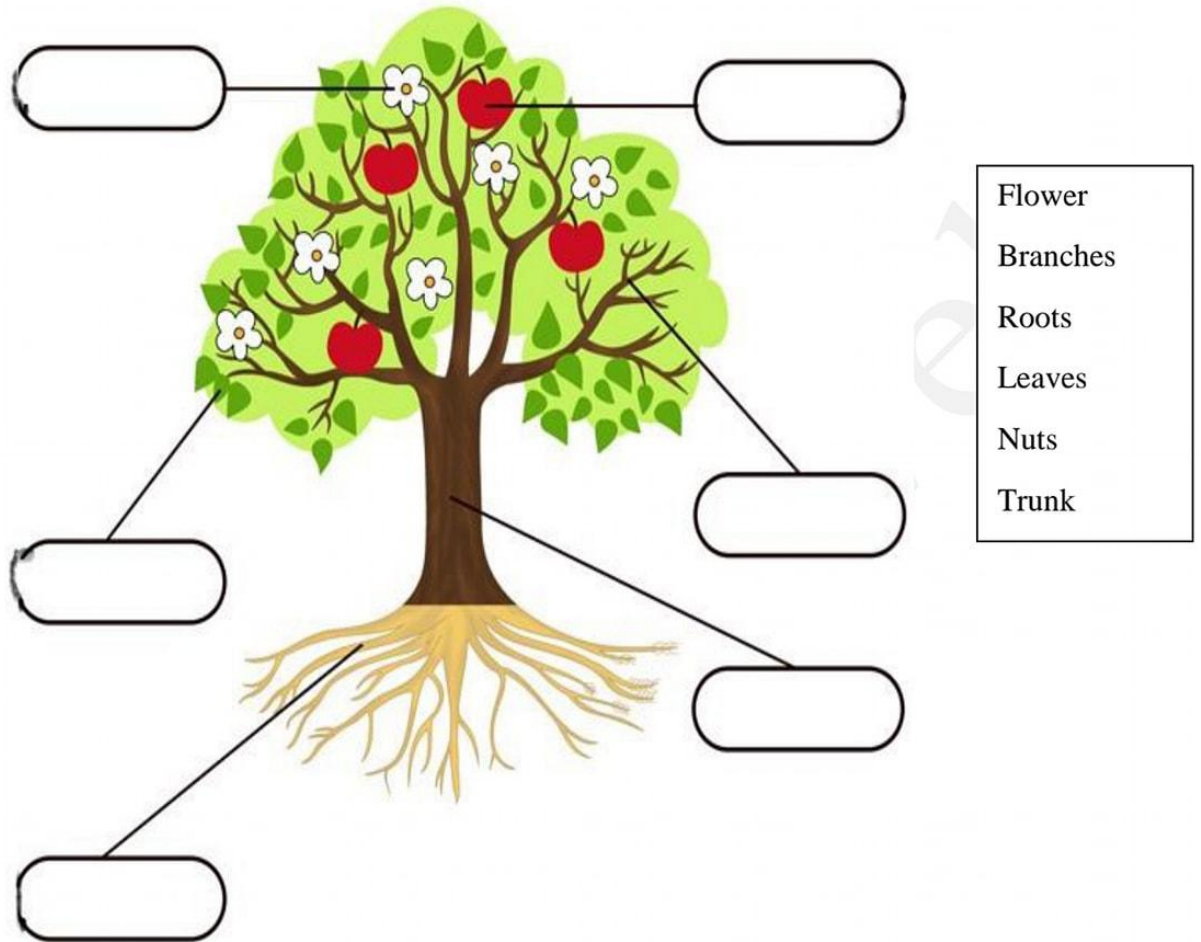
Activity 01

Draw a picture of your home garden and draw path, bush, pond, swing, tree, birdbath, rock, butterflies, and a house.



Activity 02

Label the part of the tree and write sentences.



- It has branches.

•

•

•

•

Activity 03

Draw pictures.

We get water from:

--	--	--	--

rain

tap

well

river

Write sentences.

(1) We get water from rain.

(2)

(3)

(4)

Activity 04

Select, draw and write.

Water	→		
-------	---	--	--

Land	→		
------	---	--	--

