




PATH TO SUCCESS – STUDY PACK

SELF LEARNING KIT FOR ENGLISH
GRADE 03 – 3RD TERM



Education Development Section,
Zonal Education Office,
Kelaniya.

- **Monitoring & guidance**

Mrs. P.D. Iroshi Paranagama

Zonal Director of Education

- **Supervision and organization**

Mr. F.H.J.P. Silva

Deputy Director of Education (Development)

- **Subject co-ordination**

Mrs. P.G.D.L. Palliyaguruge

Assistant Director of Education (English)

- **Resource person**

Mrs. B.A.P.C. Darmasena

ISA (English) – Mahara Division

All Rights Reserved

Clothes we wear.

1. Can you name these?



.....



.....



.....



.....



.....



.....



.....



.....

2. What do they wear? Can you write? Find from the box.

- Sithum is ready for school.



- Dasun is ready for a sea-bath.



- Nisha is ready for a picnic



- Rasini is ready for a party.



sandals	socks	hat	tie
dress	Swimsuit	shirt	jeans
cap	belt	watch	Sun glasses
shorts	T-shirt	slippers	shoes

3. Write answers.

a. It's cold. What do you wear?

.....

b. It's sunny. What do you wear?

.....

c. It's raining. What do you wear?

.....

4. like/don't like

Draw lines to match.



Like

I like that blue frock.

I like these sandals.

I don't like this shirt. It is small for me.

I like this frock. It is for my sister.

I don't like this trouser. It is too tight.

I like blue hats.



Don't like.

.....

5. Fill in the blanks.



B....It

Po....k.....t

Coll....r



Ple....ts



Fr....l....s



l.... ce



b...cles

6. It is Dinu's birthday. Can you draw and write.

1. What does the mother give her?

2. What does the father give her?

Playing is fun

1. Can you match?

a. We fly kites.



b. We build play houses.



c. We run.



d. We play hide and seek



2. Count and write how many toys are there in the picture?



.....

.....



.....



.....



.....



.....

3. Can you guess?

- I have a face.
- I have a short hand and a long hand.
- I have twelve numbers.
- What am I?



4. Let's say the time.

a. Can you draw the clock face?

Four o'clock

One o'clock

Six o'clock

Twelve o'clock

Nine o'clock

Eight o'clock

b. Look at the clock face and say the time.

.....

5. Can you name the shapes?



.....

.....

.....



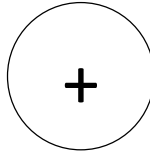
.....

.....

Oval
Triangle
Rectangle
Square
Circle

6. Let's play with numbers.

a. Plus / Addition



Three plus is ten.

..... plus six is ten.

One plus is ten.

..... plus eight is ten.

Five plus is ten.

*

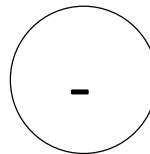
Eight plus is eleven.

Four plus five is

Nine plus three is

Six plus is nine.

b. Minus / subtraction



1. Eight minus is five.
2. Twelve minus six is
3. Seven minus four is
4. Eight minus is five
5. minus three is seven.
6. minus four is eight.
7. Two minus is one.
8. Eight minus one is


7. Look at the symbol and write

e.g : Do you like netball? Yes, I do. (√)

No, I don't. (x)

1. Do you like football? X-.....
2. Do you like cricket? √.....
3. Do you like elle? √.....
4. Do you like volleyball? x.....
5. Do you like chess?x-.....

8. Try to make shape cat or a dog.



Now try to write four sentences about your *shape animal*.

World around me.

1. What can you see in the picture?



.....

.....

.....

.....

.....

2. Complete the blanks

I my morning tea.
 I to the garden.
 Ithe wet grass.
 Ithe bright sun.
 Ibird singing.

Work, drink,
 feel, see, hear.

3. What we see:

Day

sun
 birds
 aeroplanes
 kites
 clouds
 rainbow

Night

moon
 stars
 aeroplanes
 bats
 clouds

*Can you draw them.

4. Do we need water? Yes

Why do we need water? Draw lines to match.

We need water for drinking.
 We need water for washing.
 We need water for cooking.
 Plants and animals need water.
 .



5.



I take care of you.

What do you do to take care of the earth?

.....

.....

.....

6. Re-arrange the following. Make sentences.

1. the/smell/ flowers/ I

2. comes/at/ the owl /night/out.

3. water/muddy/ brown/ is

4. country/my /Sri Lanka / is
5. become /the/seeds/plants.
6. around/fence/ the garden/is/the
7. hide/ the/seeds/soil/in
8. in/ the/ brown/ there/leaves/are/tree.

7. Draw a tree and name the parts.



Enjoy the work.