



# **GCE (O/L) Result Improvement Project - 2020**

## **English Language**

***Regional English Support Centre Badulla***

*Paper 1 & 2*

### **Competency and Competency Levels**

- 7.1 Writes description of people animals, place and things.
- 7.3 Writes for personal purpose.
- 7.7 Writes for official purpose.



## G C E (O L) Practice Activities

### Task 1

Imagine that your television is out of order, you took it back to the shop by leaving a note to your brother. Somebody has torn it. Match the phrases in A with B to make sentences. Write the note in the space provided.

A

- 01. The TV's
- 02. The pictures
- 03. It gives
- 04. I've taken it
- 05. Will be back

B

- a ) back to the shop.
- b ) soon
- c ) got spots on it.
- d ) doesn't work.
- e ) noise


Dear brother,

.....

.....

.....

.....

.....

.....

### Task 2

Read the following note and answer the questions given below.

Dilmi

I have waited for you for half an hour, but as you haven't turned up I've decided to visit the Arts Exhibition. As you have enough time you can still come. It doesn't start until 7.30. Or call me tomorrow. Hope you are OK.

Janithya

1. Who has sent the message?

.....

2. Who has received the message?

.....

3. How long has she waited for?  
.....
4. Who hasn't turned up?  
.....
5. Who has decided to visit the exhibition?  
.....
6. When does the exhibition start?  
.....
7. What does Dilmi have to do tomorrow?  
.....

### Task 3

Use the phrases given in the box to complete the sentences in the following note.

to come to,	at eight o'clock,	bring some CDs,	on Saturday 9 <sup>th</sup>
-------------	-------------------	-----------------	-----------------------------

#### A

Asenda,

Would you like.....my birthday party  
.....? It starts ..... When you come,  
please .....

Pawantha

When you come, It starts, Would you like, my birthday party
---

#### B

Asenda

..... to come to ....., on  
Saturday night? ..... at eight o'clock .....  
..... please bring some CDs.

Pawantha

## Task 4

You received a note from one of your friends, but it is not in order.

Reorder the sentences to make the note meaningful. Write the numbers from 1-8 in the box provided

Nishani,

- that I am staying after school
- It will be from 2 pm to 5 pm.
- packet of lunch before 2 pm.
- Ask her to send the three wheeler
- Please tell my mother
- for volleyball practice.
- Tell her to send my
- to pick me up at the gate by 5 pm

# Netha


Now write the correct note in the space provided.

REF

### Task 5

Read the following note and fill in the blanks using the phrases given in the box.

Sunil, my studies, to the phone charger, to answer the phone, is on your table,

Mother,

Your mobile phone ..... It is connected  
..... I switched it off because I had  
..... It disturbed .....  
.....

### Task 6

Read the question on writing a note below and fill the grid.

Imagine that your uncle lives in India. Recently you received an invitation from him to visit him during the next December vacation. He has promised to send a ticket.

You are Nuwan and you sent a note to your best friend Kamal informing him about his visit to India in the 1<sup>st</sup> week of December.

Who sent the invitation	Who got the invitation	What is the message	Who received the message
		e.g.  To visit his uncle	

## Task 7

Write the note for the above. You may start it as follows.

Kamal,

I got an invitation from my uncle .....  
.....  
.....  
.....  
.....  
.....

## Task 8

Read the following note sent by your friend.

Amantha

My family and I hope to go on a holiday, in the next April vacation to Nuwara Eliya. My father asked me to ask you to join us. Let me know what you would like to do on the holiday.

Dasun

Now, read the following response. The note of response is not in order. Write it in the correct order in the space provided.

Dasun,

What about watching car races too? / I too like to visit Nuwara Eliya Garden and go for horse riding. / I like to join you to go on the holiday. / Thank you and your father for inviting me. /

Amantha

.....

[illegible]

## Task 9

You have moved to a new house recently. Write a note to your uncle telling him about this. Use about 40 - 50 words. Include the following.

- The day and date you moved
- New address
- New telephone number
- Why you moved the place

RESERVED

## Task 10

You received the following note from your friend. Write a suitable response. Use about 40 - 50 words. Include the following.

- Congratulate him
- Give a day and time to meet you
- Express your willingness to lend your camera
- Say what he has to bring

Pramodi,

I have been selected to represent Sri Lanka, in an international conference in Canada for students, on "Environment Pollution". Can I barrow your camera to take on the trip.

Nisansala

.....

.....

.....

.....

.....

.....

.....

.....

.....

.....

## Task 11

Read the following note and write a suitable reply in the space provided. Use about 40 - 50 words.

Sumudu,

Thank you for sending your picture dictionary. It is very attractive. I also want to buy one. Where did you buy it and how much did you pay for that? Please let me know when I should return it.

Ruwani



.....

.....  
.....  
.....  
.....  
.....

.....

### Task 12

Imagine that you are not going for cricket practice after school. Write a note to your father to pick you after school.

You may include the following.

- Time and the place your father has to come
- Why you are not going.

Use about 40 - 50 words.

.....  
.....  
.....  
.....  
.....  
.....  
.....

.....

### Task 13

You received the following note from your elder brother,

Dear Brother,

I am in a hurry. So, I could not find my Sinhala book that I gave you to read last night. Please keep it on my table because I need it for my evening class.

Elder brother

You found the book, but you could not keep it on his table because he has locked his door. You kept it on the T.V. rack and pasted a note on his room door.

Write the note. Use about 40 - 50 words.

.....

.....

.....

.....

.....

.....

.....

.....

.....

RESC Badulla

## Describing Charts


### Task 01

The description given below shows the units of electricity produced by fuel sources in Sri Lanka.

Read the description and draw the bar chart to represent data.

The bar chart depicts the electricity produced by **fuel sources in Sri Lanka**. The main fuel sources used to produce electricity is **hydro power** which covers the 42% of the total production and it gives the largest contribution.

20% **diesel** is used to meet the rest of the demand, which produces more number of units. **Coal** is another fuel source that produces less number of units, about 18% of the whole production. The rest of the production depends on **wind power** and **solar power** which produce equal units, about 10% each.



## Task 02

The bar chart below gives information about the different food items sold by a school canteen. Study the chart and match the answers with the questions. Write the correct letter in the box provided.

**Food items at the canteen**

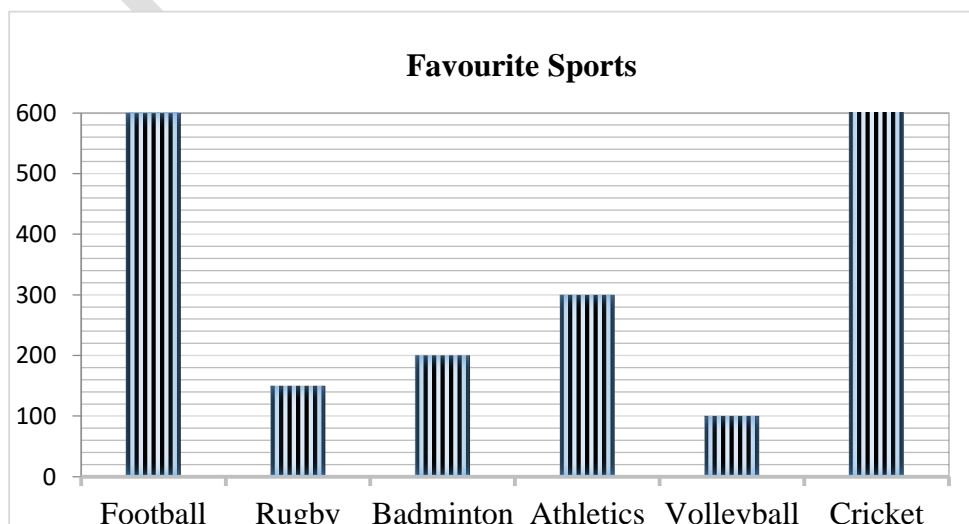


1. What is the topic of the graph?
2. What does the vertical axis represent?
3. How many food items are sold?
4. What is the most popular food item?
5. What is the least popular food item?
6. Which food item is eaten more?


- a. Bread
- b. String Hoppers
- c. Rice
- d. Percentage of Children
- e. Food at the canteen
- f. Four

## Task 03

The following bar chart shows favourite sports of students of a boys' school in Badulla. Study the chart and complete the sentences.

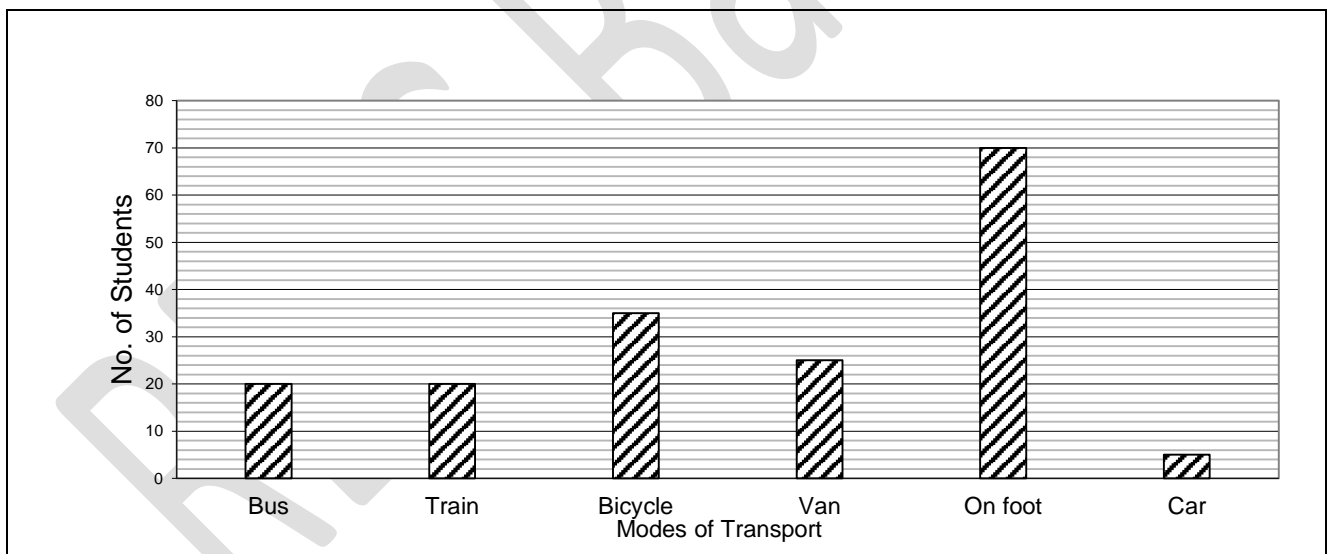


1. The bar graph shows .....
2. The horizontal axis represents .....
3. The vertical axis represents .....
4. The number of children in the school is .....
5. The largest number of Children like .....
6. Three hundred children like .....
7. The least popular sports is .....
8. One thousand two hundred children like.....
9. .... is more popular than badminton and volleyball.
10. .... is less popular than football and cricket.

#### Task 04

The following bar chart shows the different modes of transport used by a selected group of students of Rangala M.V. Study the chart and fill in the blanks of a description given below.

largest number, equal number, least, large number, some, most popular, more



an equal number, number of students, on foot, least, different modes of transport, most popular

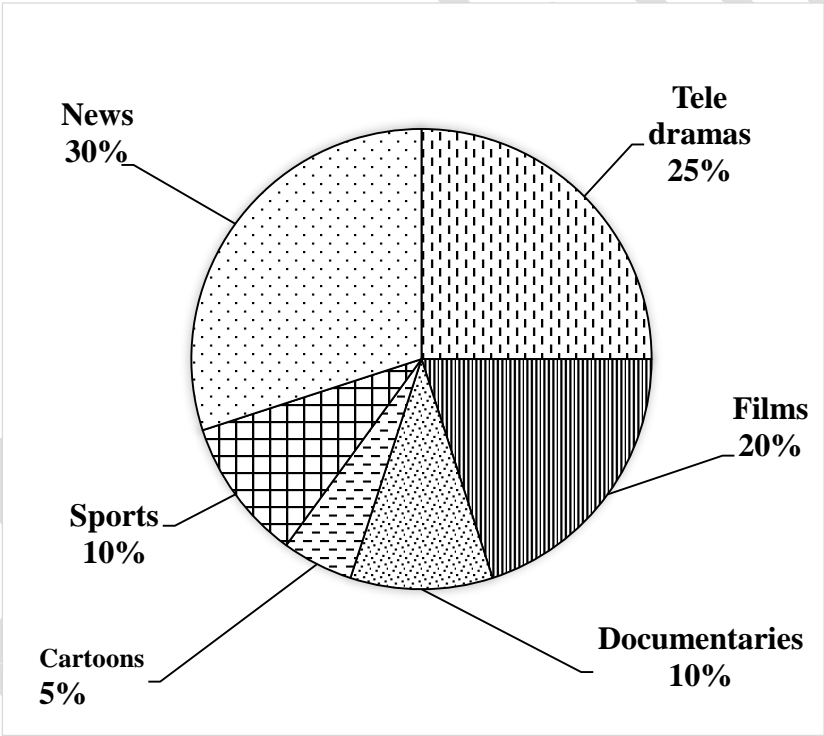
The bar chart illustrates two different modes of transport used by a selected group of students of Rangala M.V. The horizontal axis represents ..... and the vertical axis ..... The largest number of students comes to school..... that is the ..... mode of transport. A large number of students

comes to school on bicycle, but that is less popular than coming on foot.  
..... of students comes to school by bus and train, both  
are more popular than car. Some students come to school by van and the  
..... number of students comes by car.

**Task 5**

The following pie chart shows the T.V. programmes the teachers of a school like to watch. The information is given in percentages. Study the chart and complete the description about it. The following words will help you.

majority, 30, minority, lowest percentage, highest percentage, equal percentage, 10%



Fill in the blanks with the data taking from the pie chart. First one is done for you.

The above pie chart shows the T.V. programmes the teachers of a school like to watch. The T.V. programmes they watch are tele dramas, films, documentaries, cartoons, sports and News.

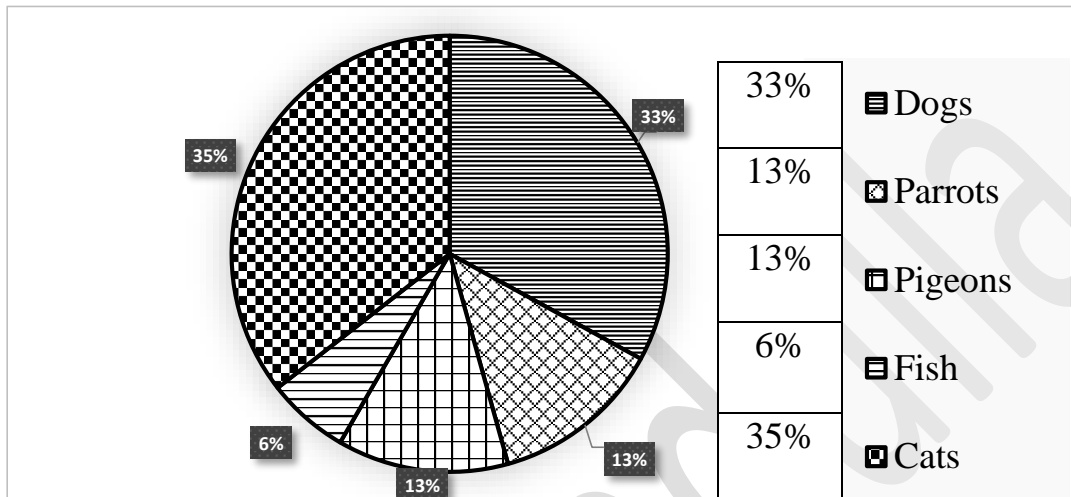
The majority of teachers prefers to watch News which is (1) ..... The  
(2) ..... of teachers love to watch Tele dramas. Films are watched by a  
(3) ..... of the teachers. An (5) ..... of teachers likes to  
watch documentary and sports which is (6) ..... each. A (7) .....  
of teachers is interested in watching news which is the highest percentage of  
(8) .....

## Task 6

The pie chart shows different types of pets, grade 11 students like. Study the chart and write the description. Use about 100 words. You may use the following words.

---

most, least, many, a few, some, equal.

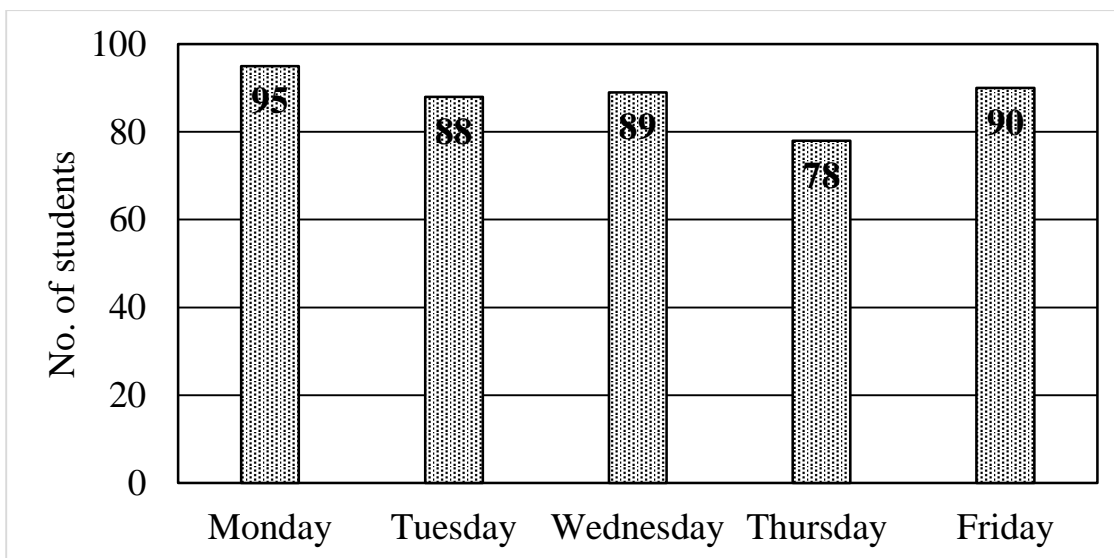


RESERVED

## Task 7

The following bar chart shows the average attendance of grade 11 students per week. Study the chart and describe it. Use at least 100 words. You may use the following words.

most, least, a few, more, some, less

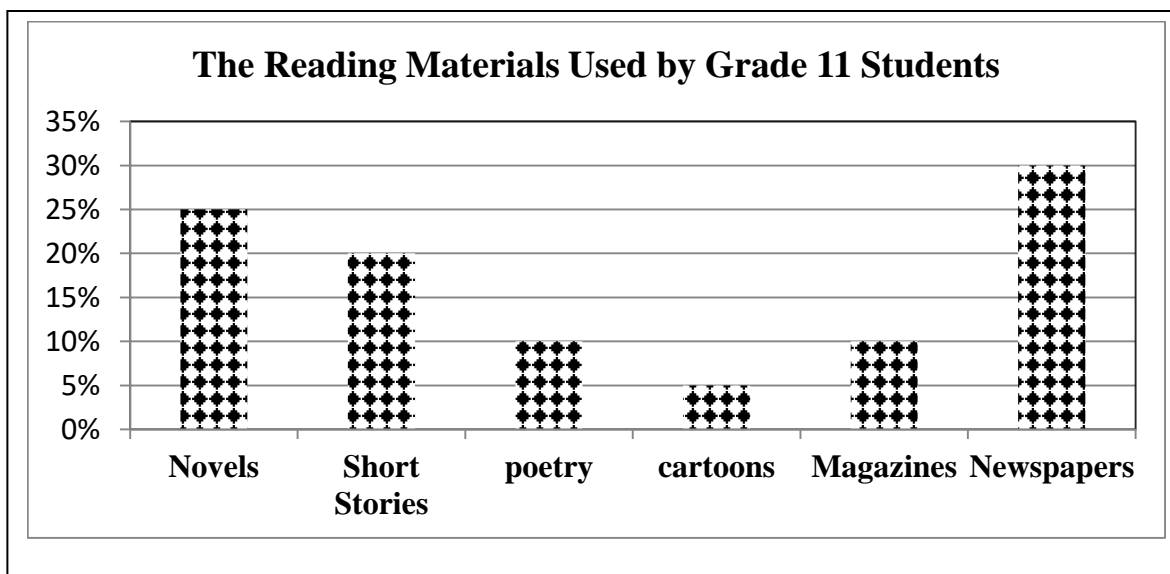


RESERVED



## Task 8

- (i) Study the bar chart. Then read and match the sentence halves in A with the sentence halves in B.



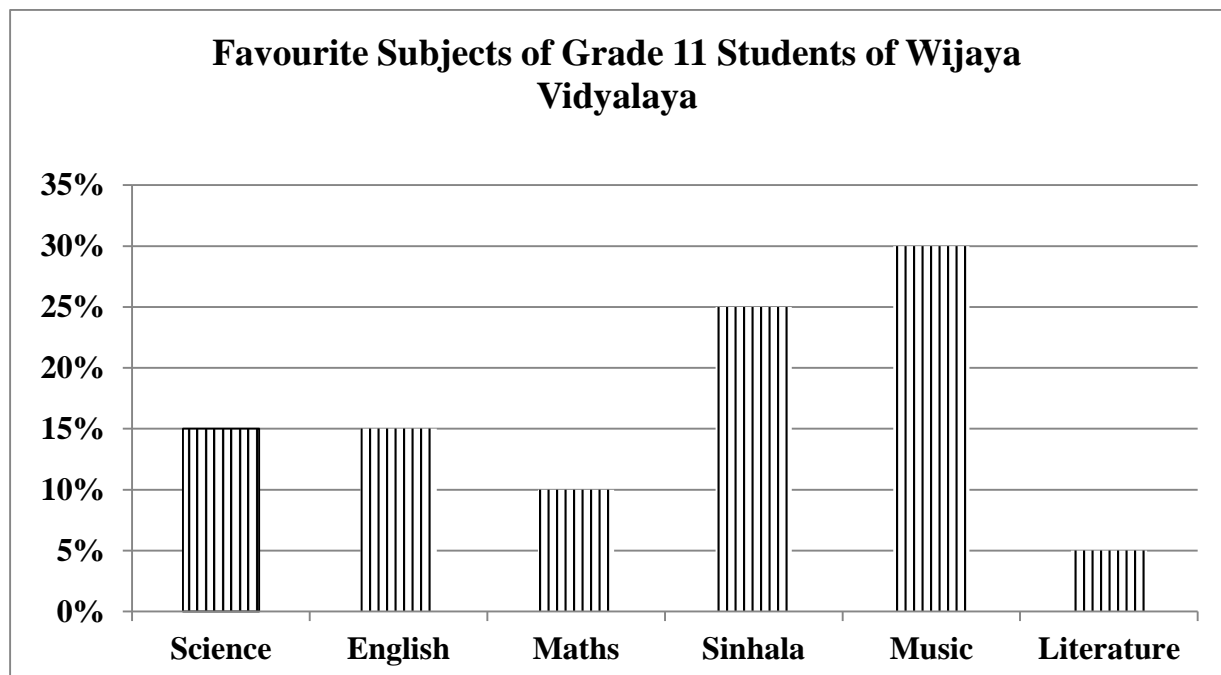
A	B
i. The above bar graph shows.....	(a) the percentages of students . (.....)
ii. The horizontal axis displays .....	(b) are the six reading materials popular among grade 11 students. (.....)
iii. Novels, shortstories, poetry, cartoons, magazines and newspapers .....	(c) what the grade 11 students of Samagi Vidyalaya like to read. (.....)
iv. The vertical axis depicts .....	(d) the different reading materials used by the students. (.....)

- (ii) Study the above bar graph and complete the sentences.

- **The most popular** reading material among the grade 11 students is .....
- **The majority**, which is 30%, prefers to read .....
- **25% of the students** likes to read .....
- Short stories are **less popular than** ....., but **more popular than** poetry.
- Reading ..... and ..... are **equally popular** among the Grade 11 students.
- **An equal percentage of students** loves to read both poetry and magazines which is ..... each.
- **A minority of students** have a fancy to read ....., which is the **lowest percentage of 5%**.

**Task 9**

(i) Study the bar graph and complete the given sentences.

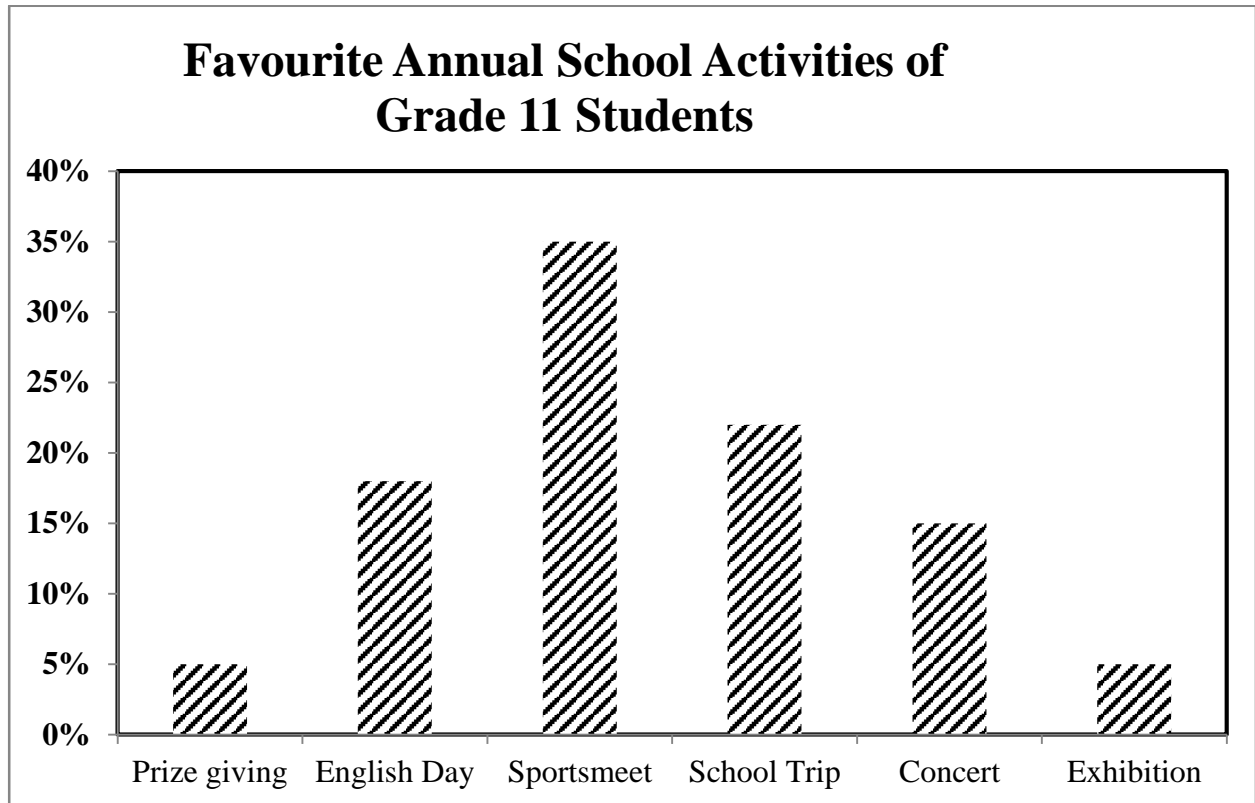


- (a) The above bar graph shows .....
- (b) The horizontal axis displays .....
- (c) Science, English, Maths, Sinhala, Music and Literature .....
- (d) The vertical axis depicts .....
- (e) Study the bar graph and construct complete sentences . Use the following words and phrases.
- **The most popular** .....
  - **The majority of the students** .....
  - **15% of the students** .....
  - **Sinhala is less popular than** .....
  - **Maths is more popular than** .....
  - ..... **are equally popular**
  - **An equal percentage of students** .....

## Task 10

- (i) Study the bar graph given and construct five (5) sentences. Use the following phrases.

majority / highest/ lowest/minority /equal amount /more than / less than



1. ....
2. ....
3. ....
4. ....
5. ....

- (ii) Study the school activities in the graph and answer.

1. Which two activities are more popular than the others?

.....

2. Are they indoor activities or outdoor activities?

.....

3. What is the percentage of students in prize giving?

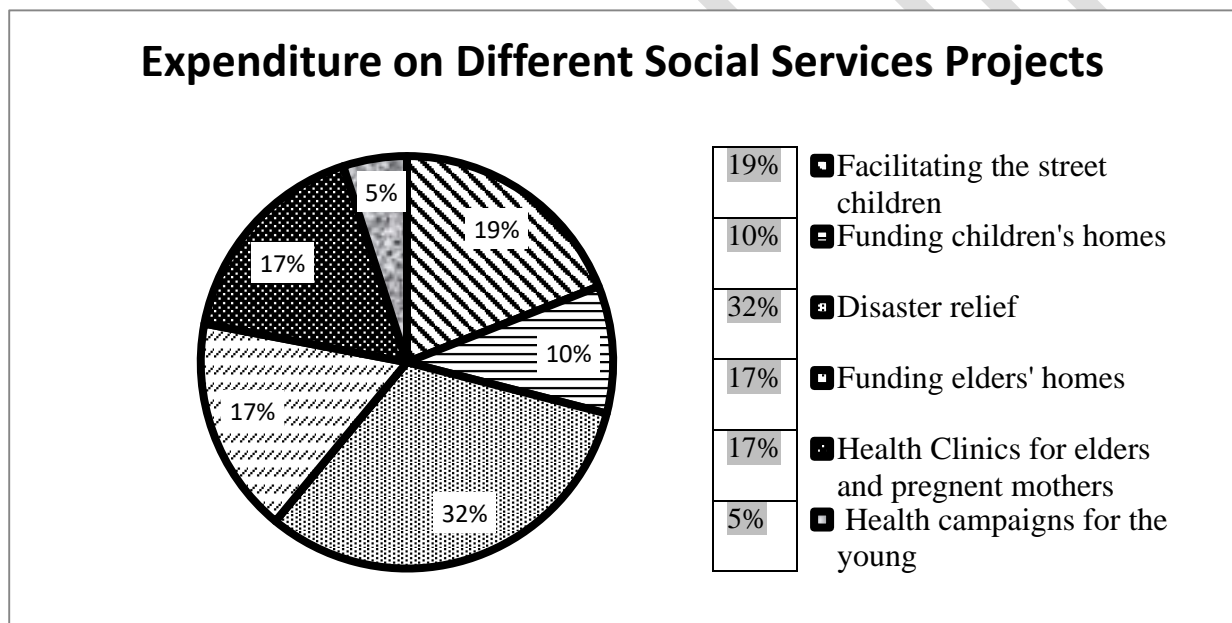
.....

(iii) Consider the answers you gave for the three questions given above and construct sentences.

- a) .....
- b) .....
- c) .....

### Task 11

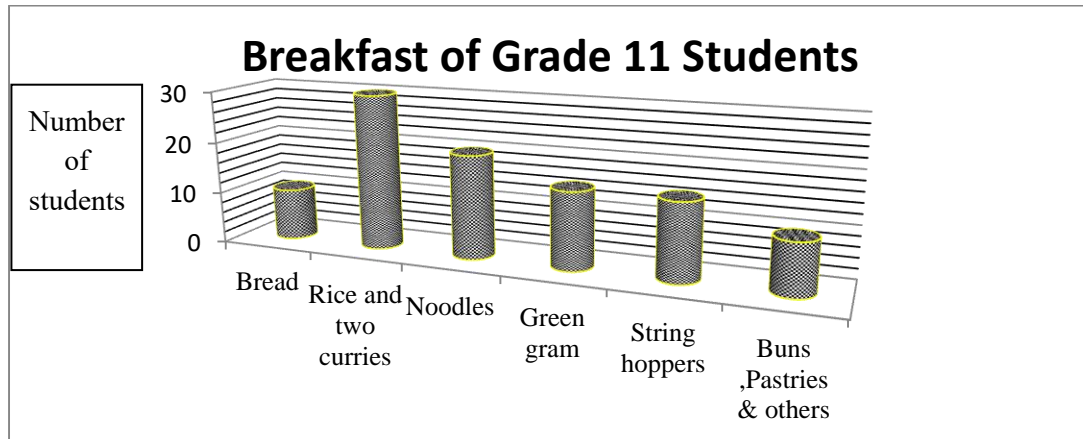
The following pie chart shows the estimated expenditure of the Social Services Club of Samagipura on variety of social welfare projects. Study it and complete the blanks.



- (i) The above..... shows the estimated expenditure of the Social Services Club of Samagipura on different social welfare projects. The estimated ..... on facilitating Street Children, funding children's homes, disaster relief, funding elders' homes, ..... and ..... is given in .....
- (ii) The highest expenditure, which is 32% is allotted on ..... The lowest amount is allotted on ..... Out of the total expenditure, an ..... percentage of money is allotted on ..... and ..... Only 10% of the total expenditure is allotted on ..... The money allotted on ..... is lower than .....

## Task 12

The following bar graph shows the results of a survey done among 100 Grade 11 students about their favourite breakfast. Study the graph and write a description of it.



Include three paragraphs .Use about 100 words. Follow the outline given below.

- 1st paragraph

What does the bar graph represent / What do the children eat for their breakfast

- 2nd paragraph

What is the most popular /least popular /equally popular / more popular than / less popular than / ..... of students like .....

- 3rd paragraph

Which is more popular, wheat based food items or others like rice, green gram.

Blank lined paper with a large 'DRAFT' watermark in the top left corner.

## Parallel Writing

### Task 1

Writing about a school event

1. Read the following. Then write a similar paragraph substituting the underlined words with the words given within the brackets.

The annual English Day of our school was held on 25 th of June 2015 in the school auditorium. The English Unit and the Junior Prefects with the help of our teachers of English organised it. The Chief Guest was Mr.A.L.Perera, the Zonal Director of Education.

There were many interesting items. The Drama performed by grade 11 students and the action songs were two of them. I took part in the drama , but didn't take part in singing. I won/received two medals and certificates for creative writing and announcing. My parents were there, too. It was an unforgettable day for me.

(Sportsmeet / 10th February 2016 / playground/ Sports Committee and the Senior Prefects / Mrs. Damayanthi Darsha, a well known Sri Lankan athlete / events/ drill display / primary / band show / 100 meters relay / hurdles / two first places / friends and parents / interesting )

.....

.....

.....

.....

.....

.....

.....

iii. Now write about another school event like a concert or an exhibition.

.....

.....

.....

.....

.....

.....

.....

## Essay Writing

### Task 1

Here is a question extracted from a past G.C.E O/L paper. Read it and find necessary information to match A with B .

Write an essay on the following topic. Use about 200 words.

Life in the year 2050

Describe what the following would be like-

environment,transport,population,education

A

- What you have to do
- Topic
- Sub topics
- Tense
- Number of words

B

- 200
- Future Tense
- Write an essay
- Life in the year 2050
- Environment,transport,population

- (a) Guess what changes would / would not happen in the environment in 2050 and construct sentences.

The environment would be .....

The environment would not be .....

natural /artificial/Unlike today / Like now /live and fresh/  
spoiled /polluted sources ofwater /air /trees and plants /  
animals

- (b) Guess what changes would/would not be there regarding transport and complete.

There would /will be .....

People would/will travel . .....

The..... would /will be the most popular transport mode .

People would/will not use

.....

The roads would/ will not be . .....

(c) Guess what changes would be there in 2050 regarding population

The human population will probably .....

There will be more . .... than .....

There would be less ..... than .....

There would be a competition for..... among .....

(d) Tell what sort of life would you expect in 2050. You can use the words given in the box.

The life on Earth would be .....

The style of living would be.....

People would live with more .....

easy / comfortable /difficult/  
significantly / remarkably  
changed / comforts / luxuries  
/enjoyable / interesting

(f) Write an essay on the following topic. Use about 200 words.

Life in the year 2050

Describe what the following would be like environment, transport,  
population, education

## Task 2

(a) Refer to the ideas given below and categorise them under the topics in the grid.

gives pleasure

brings us current news

improves general knowledge

Force you to buy many things

Good educational programmes

neglect household chores

the most common mode of entertainment

Influence on social behaviour

popular as a audio visual media

get addicted

Wastes time

a source of information

brings something for everyone

popular among all

age groups

good leisure activity for elderly and disabled people



