

නව නිර්දේශය / புதிய பாடத்திட்டம் / New Syllabus

ශ්‍රී ලංකා විභාග දෙපාර්තමේන්තුව ශ්‍රී ලංකා විභාග දෙපාර්තමේන්තුව ශ්‍රී ලංකා විභාග දෙපාර්තමේන්තුව ශ්‍රී ලංකා විභාග දෙපාර්තමේන්තුව ශ්‍රී ලංකා විභාග දෙපාර්තමේන්තුව
 இலங்கைப் பரீட்சைத் திணைக்களம் இலங்கைப் பரීட்சைத் திணைக்களம் இலங்கைப் பரීட்சைத் திணைக்களம் இலங்கைப் பரීட்சைத் திணைக்களம் இலங்கைப் பரීட்சைத் திணைக்களம்
 Department of Examinations, Sri Lanka Department of Examinations, Sri Lanka Department of Examinations, Sri Lanka Department of Examinations, Sri Lanka Department of Examinations, Sri Lanka

NEW

අධ්‍යයන පොදු සහතික පත්‍ර (උසස් පෙළ) විභාගය, 2020
 கல்விப் பொதுத் தராதரப் பத்திர (உயர் தர)ப் பரீட்சை, 2020
 General Certificate of Education (Adv. Level) Examination, 2020

විභාග කලාව
 சித்திரக்கலை
 Art

I
 I
 I

51

E

I

පැය තුනයි

மூன்று மணித்தியாலம்
 Three hours

අමතර කියවීමේ කාලය

- මිනිත්තු 10 යි

மேலதிக வாசிப்பு நேரம்

- 10 நிமிடங்கள்

Additional Reading Time

- 10 minutes

Use additional reading time to go through the question paper, select the questions you will answer and decide which of them you will prioritise.

Index No :

Instructions:

* This question paper consists of two parts.

Part I

- Answer **all** questions on this paper **itself**.
- Select the correct answer for each question and write its **number** on the **dotted line** given.

Part II

- This part includes **three** sections.
- Answer **four** questions selecting **two** questions from part **A** and **one** question from the parts **B** and **C**.

* Attach the answer scripts of Part I and Part II together and hand over.

For examiner's use only

For Paper I

Part	Marks
I	
II	
Total	
1 st Examiner	2 nd Examiner

Part I

- Select the **most appropriate answers** for questions 1 to 5.

1. Among the pre-historic Cave paintings in Sri Lanka the 'Tusker and the baby' done in engraved technique, can be seen in the cave of,

- (1) Tantirimale. (2) Batadombalena.
 (3) Dorawaka. (4) Billewa.
 (5) Wettambugala. (.....)

2. The painting of 'Thapassu Bhalluka offering vilanada and meepindu to the Buddha' can be seen,

- (1) in Maraveediya cave at Dimbulagala.
 (2) among the Mahiyangana stupa murals.
 (3) among the Pulligoda caves.
 (4) in the cave walls at Hindagala.
 (5) in the cave of Gonagolla. (.....)

3. The purpose of starting the Ceylon Society of Arts in 1891 is to,

- (1) popularize the concepts of abstract art.
 (2) protect the local traditional art.
 (3) introduce the methods of abstract composition.
 (4) popularize the art methods of academic realistic art.
 (5) introduce the techniques of Cubism. (.....)

4. The most creative pillar head built in 'Maurya' period in India was,

- (1) Louriya Nanda Nagar. (2) Rampurwa.
(3) Saranath. (4) Sanchi.
(5) Vaishali. (.....)

5. The '17 feet long cow figure' of European pre-historic art, can be seen at the cave of,

- (1) Pondigomi. (2) Lascaux.
(3) Altamira. (4) Chauvet.
(5) Kogul. (.....)

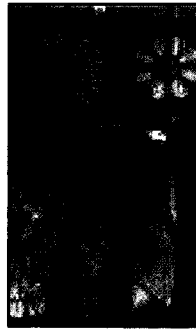
- Select the **most suitable** answers for the questions from 6 to 10 referring to pictures given below from 1 to 9.



1



2



3




4



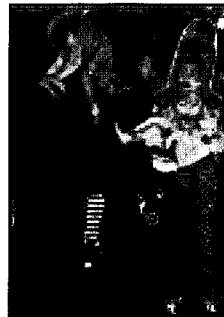
5



6



7



8



9

6. What is the painting done by the generation of Kadolgalla painters?

- (1) 4 (2) 5 (3) 6 (4) 8 (5) 9 (.....)

7. What are the paintings which are **not** on Jathaka stories?

- (1) 4,5 (2) 5,6 (3) 6,7 (4) 7,8 (5) 7,9 (.....)

8. What are the paintings extracted from Madawala temple?

- (1) 1,3 (2) 2,3 (3) 3,4 (4) 4,5 (5) 5,6 (.....)

9. Which of the paintings given above are considered as cave paintings?

- (1) 1,2,5 (2) 2,3,5 (3) 2,5,7 (4) 4,5,7 (5) 5,6,7 (.....)

10. The paintings of Kandyan tradition, that depict upcountry techniques are,

- (1) 1,2,3,7 (2) 2,3,4,7 (3) 3,4,5,6 (4) 4,5,6,9 (5) 5,6,7,8 (.....)

- Select the most suitable answers for the questions from 11 to 15, referring to the pictures of paintings **A, B, C, D** and **E**.

**A****B****C****D****E**

11. Letter **A** shows,

- (1) a painting that applied abstract cubic shapes.
- (2) a realistic painting done by using thick medium.
- (3) a painting done by using academic colour techniques.
- (4) an occasion of using the nature of objects realistically.
- (5) use of opposite colours to intensify the expression.

(.....)

12. Narayan Swami, who painted the picture **B**,

- (1) used western artistic techniques in kovil paintings.
- (2) has depicted the painting in narrative methods.
- (3) is an artist who gave priority to depict naturalness.
- (4) is an artist who gave more attention to the lines than colours.
- (5) a person who illustrated the incidents of Hindu literature in a realistic manner.

(.....)

13. The painting of Richard Gabriel, marked by the letter **C**,

- (1) is an analysis of women going for a religious purpose.
- (2) is a symbolic representation of using figures and colours.
- (3) has maintained the colour consistence all over the painting.
- (4) depicts a story between two groups of women.
- (5) is a stylistic representation of a realistic form.

(.....)

14. The painting of Jemini Roy, marked by the letter **D** is,

- (1) a realistic presentation of a hunting incident.
- (2) an imaginary expression of Indian art features.
- (3) a stylistic composition depicted according to Indian folklore.
- (4) a painting done by the artist in his own style.
- (5) an attempt to make imagination in an abstract manner.

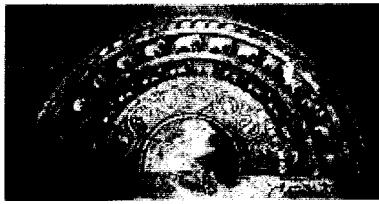
(.....)

15. Female figure marked by the letter **E** is,

- (1) a portrait expressing sadness.
- (2) a Roman naturalistic portrait depicting the curious nature.
- (3) a realistic expression of femininity done by a Roman artist.
- (4) an example of a Roman artist's portrait painting
- (5) an artistic explanation of a beautiful young lady.

(.....)

- Select the **most suitable answers** for the questions from **16 to 20**, referring to pictures of carvings **F, G, H, I** and **J**.

**F****G****H****I****J**

16. Carving of Isurumuniya marked by the letter **F** is,

- (1) a great creation of carved out simple shapes of elephants.
- (2) an attempt to depict elephants getting ready for water sports.
- (3) a realistic representation of the postures of elephants with a great effort.
- (4) a depiction of kinetic postures of elephants employing the nature of the live rock
- (5) an attempt to depict motionless postures of elephants naturally. (.....)

17. The moonstone marked by the letter **G** is,

- (1) a conceptually depicted low relief slab carving.
- (2) a slab carving placed at the bottom of a staircase.
- (3) a carving showing the glory of the originality of Polonnaruwa artist.
- (4) a creation depicting the skills of Anuradhapura craftsman.
- (5) an attempt to represent the 'cycle of existence' known in Buddhism. (.....)

18. The letter **H** depicts an Indian Bharut engraving which,

- (1) shows the offering of Jethawana premises to Lord Buddha.
- (2) indicates an occasion that the bodhi tree, represents the Lord Buddha.
- (3) explains Bharut artist's capacity in portraying the events.
- (4) shows baron Anepindu meeting Lord Buddha.
- (5) shows the Buddha's presence at the Jethawana monastery. (.....)


19. The seal of Indus vally marked by the letter **I** depicts,

- (1) a god wearing a horned headdress.
- (2) the chief god of the animals and forest.
- (3) a meditator in a yoga posture.
- (4) 'Pashupati' wearing a horned headdress.
- (5) a religious priest wearing a headdress with a thrishula. (.....)

20. The Pillar carving marked by the letter **J** is,

- (1) the Corinthian column, carved very beautifully.
- (2) the most common type of columns to be seen in the Corinth city.
- (3) a type of a column head that can be seen in the Athena temple.
- (4) the Doric column which is the oldest column in Greece.
- (5) the Ionic column which is the most common column in Greece. (.....)

- Select the **most suitable** answers for the questions from 21 to 25 , referring to following pictures of art pieces **K, L, M, N, and O**.

**K****L****M****N****O**

21. The letter **K** shows,
- (1) a statue made of bronze casting based on Hindu influence.
 - (2) a statue of a royalist sitting in the manner of 'Maharaja leela'.
 - (3) an 'Avalokiteshvara' statue which belongs to the late Anuradhapura period.
 - (4) a gold plated statue made of solid bronze casting.
 - (5) the 'Padmapani Bodhisattva' statue made in bronze medium. (.....)
22. The letter **L** shows,
- (1) a lamp found at Dadigama for which an advanced technological method is used.
 - (2) a metal tusk lamp belongs to 13-15 Century A.D.
 - (3) a creative hanging type artistic tusk lamp found at Dedigama.
 - (4) the tusk lamp of Kotawehera possessing advanced technology and artistry.
 - (5) an artistic tusk lamp made of metal using casting method. (.....)
23. The letter **M** shows,
- (1) a statue depicting a reclining posture, chiselled by the live rock.
 - (2) the reclining statue which belongs to Polonnaruwa Alahana Pirivena complex.
 - (3) a statue supposed to illustrate Pallava art features.
 - (4) a reclining statue of Galvihara complex created during King Parakumbahu' period.
 - (5) the Polonnaruwa stone statue depicting the distinguished sculptural features. (.....)
24. The letter **N** shows,
- (1) a work of a spiritual and physical representation of self mortification.
 - (2) an effort to realistically depict self mortification of Bodhisattva by Gandara artist.
 - (3) a fine example for using the medium and the techniques of Gandara artists.
 - (4) a realistic portrayal of the self mortification, as described in Buddhist literature.
 - (5) an Indian statue depicting the self mortification of Bodhisattva's lean wasted body. (.....)
25. The letter **O** shows,
- (1) an unrivalled creation of the Greek classical period.
 - (2) the splendid marble sculpture done during the Renaissance period.
 - (3) a supreme effort to portray a stately person.
 - (4) a sculpture of a great sculptor who lived in Hellenistic period.
 - (5) the main sculpture of the tomb of Lord Pope Julius. (.....)
- Select the **most suitable** answer for the questions from 26 to 30.
26. What is the main reason to begin post-impressionism in Europe?
- (1) considering that the expression of emotion is stronger than the subject matter.
 - (2) use of the light and dark for depicting three dimensional features.
 - (3) considering the realistic mode of expression is an impediment to the advancement of art.
 - (4) overcoming the limitations of impressionism and trend towards new directions.
 - (5) increasing artists' trend towards imagination than natural representations. (.....)

27. When creating a successful book jacket, the most important thing to consider is,
- (1) using the colours, shapes and planning according to the content of the book.
 - (2) using creative fonts to match the topic.
 - (3) associating various types of relevant technical methods.
 - (4) to create figures and diagrams attractively.
 - (5) to finalize the use of colour corresponding to printing technology. (.....)
28. When defining a pictorial composition it means,
- (1) a colourful expression, expressing a psychological conception.
 - (2) a visual expression based on an imagination or an experience.
 - (3) a realistic expression with the media of colours, lines and shapes.
 - (4) an expression comprised of bright colours and beautiful shapes.
 - (5) an expression of a certain topic enjoyably and creatively. (.....)
29. When creating a repeat pattern design for printing, the important things is,
- (1) applying simple shapes and a limited colour scheme.
 - (2) connecting the created pattern with the other units from all sides.
 - (3) using creative shapes and apply impressive colours.
 - (4) drawing a unit repeatedly on the grid fitting the page.
 - (5) applying warm and cold colours consistently in the used shapes. (.....)
30. When studying a still life drawing, it is expected to,
- (1) draw and paint the objects according to the basic theories and to complete it.
 - (2) draw and colour so as to emerge characteristics using the basic theories.
 - (3) draw and colour objects in the group to depict three dimensional features.
 - (4) draw the objects included in the group and colour them correctly.
 - (5) draw the pieces separately and colour according to it's nature. (.....)

- Select the **most appropriate** answers to the questions from 31 to 35, referring to the picture of architectural constructions given in front of them.

31. The building shown here is,

- (1) a temple, built on a colossal rock.
- (2) a temple constructed by Ganeshwaracharya during the period of King Buwanekabahu.
- (3) built according to South Indian architectural features.
- (4) built as a religious center for Buddhists and Hindus.
- (5) built by Sthapahhiraayar, during the Gampola period.



(.....)

32. The architectural feature shown here is,

- (1) a stone water pond built for royalists of Anuradhapura.
- (2) a distinctive creation among the stone ponds of Anuradhapura.
- (3) a precious creation of stone work showing the mastery of irrigation technology.
- (4) a twin stone ponds built in the Abayagiri temple premises.
- (5) made by using finely polished stone slabs.



(.....)

33. The architectural creation shown here is,

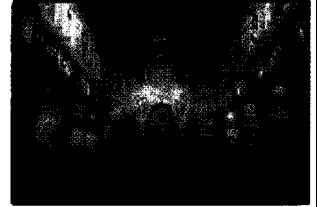
- (1) the No 02 Shiva temple built by Raaja Raaja Chola for his queen.
- (2) the Shiva temple made of cut stone slabs.
- (3) a hindu Ishwaram temple at Polonnaruwa.
- (4) a temple built by South Indians for their offerings.
- (5) the No 01 Shiva temple depicting South Indian Chola architectural features.



(.....)

34. The Ajanta cave shown here is,


- (1) one of the caves having paintings.
- (2) an inside view of a 'Chaithya Shaala' (stupa hall).
- (3) a picturesquely made shrine hall.
- (4) a meeting hall of Bhikkus.
- (5) a circular hall with beautiful pillars.



(.....)

35. The temple shown here

- (1) was built for the Pharaoh kings.
- (2) is one of the temples built in Egypt.
- (3) is the temple of Edfu, dedicated to the god Horus.
- (4) is the temple of Karnak, dedicated to the god Amun.
- (5) is the Luxor temple at the eastern river bank of the Nile river.



(.....)

- Select the **most suitable answers** for the questions, from 36 to 40 referring to the given picture.



36. This painting,

- (1) was found in the tomb at Thebes.
- (2) was found in the temple of Geeza.
- (3) was painted in the middle kingdom period.
- (4) was found in a tomb at Amarna.
- (5) belongs to the old kingdom period.

More Past Papers at
tamilguru.lk

(.....)

37. The theme of this painting is,

- (1) expression of glory and power of a nobleman.
- (2) an activity of a king hunting among papyrus bushes.
- (3) hunting fowls by a nobleman on a boat with his family.
- (4) a noble couple enjoying the beauty of the environment.
- (5) an occasion of a group of noblemen boating in between papyrus trees.

(.....)

38. When composing this painting,

- (1) rules of perspective, three dimensional features and the scale have been neglected.
- (2) human figures and animal figures have been depicted as spreading all over the surface.
- (3) figures have been matched relevant to the theme and remained in affinity among the shapes.
- (4) the main character as well as the minor characters have been indicated largely.
- (5) natural and traditional shapes have been balanced all over the surface.

(.....)

39. When drawing and colouring this painting,

- (1) the traditional lines and colour patterns have been followed.
- (2) animal figures painted naturally, and the human figures painted in the traditional manner.
- (3) figures have been painted in detail while giving priority to the cold colours.
- (4) colours and lines have been used with a balance.
- (5) cold colours and warm colours were applied matchingly in using colours and shapes.

(.....)

40. When enquiring about this painting,

- (1) the artist is stucked between the tradition and free expression.
- (2) exposes the existing struggle between the nature and the Egyptian noblemen.
- (3) it seems that the noblemen are more powerful than the trees and animals.
- (4) is an explanation about nature lovers, who enjoy the beauty of the natural environment.
- (5) it seems the beautiful nature is a victim of the man's playful life.

(.....)

* *

නව නිර්දේශය/புதிய பாடத்திட்டம்/New Syllabus

ශ්‍රී ලංකා විභාග දෙපාර්තමේන්තුව ශ්‍රී ලංකා විභාග දෙපාර්තමේන්තුව ශ්‍රී ලංකා විභාග දෙපාර්තමේන්තුව ශ්‍රී ලංකා විභාග දෙපාර්තමේන්තුව ශ්‍රී ලංකා විභාග දෙපාර්තමේන්තුව
 இலங்கைப் பரீட்சைத் திணைக்களம் இலங்கைப் பரීட்சைத் திணைக்களம் இலங்கைப் பரීட்சைத் திணைக்களம் இலங்கைப் பரීட்சைத் திணைக்களம் இலங்கைப் பரීட்சைத் திணைக்களம்
 Department of Examinations, Sri Lanka Department of Examinations, Sri Lanka Department of Examinations, Sri Lanka Department of Examinations, Sri Lanka Department of Examinations, Sri Lanka
 ශ්‍රී ලංකා විභාග දෙපාර්තමේන්තුව ශ්‍රී ලංකා විභාග දෙපාර්තමේන්තුව ශ්‍රී ලංකා විභාග දෙපාර්තමේන්තුව ශ්‍රී ලංකා විභාග දෙපාර්තමේන්තුව ශ්‍රී ලංකා විභාග දෙපාර්තමේන්තුව
 இலங்கைப் பரීட்சைத் திணைக்களம் இலங்கைப் பரීட்சைத் திணைக்களம் இலங்கைப் பரීட்சைத் திணைக்களம் இலங்கைப் பரīட்சைத் திணைக்களம் இலங்கைப் பரīட்சைத் திணைக்களம்
 Department of Examinations, Sri Lanka Department of Examinations, Sri Lanka Department of Examinations, Sri Lanka Department of Examinations, Sri Lanka Department of Examinations, Sri Lanka

NEW

අධ්‍යයන පොදු සහතික පත්‍ර (උසස් පෙළ) විභාගය, 2020
 கல்விப் பொதுத் தராதரப் பத்திர (உயர் தர)ப் பரீட்சை, 2020
 General Certificate of Education (Adv. Level) Examination, 2020

විභ කලාව
 சித்திரக்கலை
 Art

I
 I
 I

51 E I

Part II

- * This part consists of **three parts**.
- * Answer **four** questions selecting **two** questions from part A and **one** question from the parts B and C.
 (Providing illustrations where necessary, is an added advantage.)

Part A

(Art evaluation and appreciation - Sri Lanka)

1. Yapahuwa is a beautiful fortress built around a rock.
 - (i) Name **one** architectural creation seen at Yapahuwa. (2 marks)
 - (ii) Explain briefly on the two Lion figures that can be seen on both sides of the staircase. (5 marks)
 - (iii) Throughout Yapahuwa architecture the art of carving has been used as a decorative medium. Enquire this under the headings given below.
 - i. Carving types
 - ii. Occasions used
 - iii. Techniques used
 - iv. artistic value (8 marks)
2. Thivanka image house built in Polonnaruwa during the era of King Parakramabahu is a great art gallery.
 - (i) Name **two** paintings that can be seen in antichamber at Thivanka image house. (2 marks)
 - (ii) "There are paintings which belong to two periods at the Thivanka image house". Explain this statement briefly. (5 marks)
 - (iii) Describe, referring to the painting of "Dewaradanaya" the concept of Bodhisathwa and the composition structure that has been used to express it. (8 marks)
3. Among the cave temples in Sri Lanka, the biggest cave temple Dambulla, is a museum with lots of murals and sculptures of the Kandiyan period.
 - (i) Name **two** caves of Dambulla temple. (2 marks)
 - (ii) "The Buddha statues of Dambulla temple complex, depicts various postures." Explain briefly. (5 marks)
 - (iii) The 'Maara Parajaya', is a huge ceiling painting seen in Dambulla temple. Analyse the painting under the headings given below.
 - i. artist's contribution
 - ii. composition structure
 - iii. expression
 - iv. artist's skill. (8 marks)

Part B**(Art evaluation and appreciation - India)**

4. Amarawathi at Andra Pradesh is a buddhist center filled with architectural sculpture and carvings.
- (i) Name **two** circular type slab carvings found in Amarawathi. (2 marks)
 - (ii) "Among Amarawathi carvings there are some stone carvings representing the Buddha in human form and some in **non** human form." Explain the reasons briefly. (5 marks)
 - (iii) There is a Pillar carving which depicts the four important incidents of the Lord Buddha's life. Explain those **four** occasions and describe the structure of each of those. (8 marks)
5. Indian artist, who did a tremendous contribution to Indian art, have cherished Indian art tradition in a unique way.
- (i) Name **two** paintings of Raja Ravi Varma. (2 marks)
 - (ii) Give a short introduction about art of Nandalal Bose of New Indian Art Forum. (5 marks)
 - (iii) "Amritha Shergili's paintings provide a deep analysis of Indian life." Enquire it under the topics given below.
 - i. Influence
 - ii. Subject matter
 - iii. Techniques
 - iv. Use of colours(8 marks)

Part C**(Art evaluation and appreciation - Europe)**

6. 'Cubism' born in the 20th century in Europe which created a revolutionary change in the art tradition.
- (i) Name the **two** periods of Picasso's early stage paintings. (2 marks)
 - (ii) Give a short introduction, about the influences of African Negro sculptures to Picasso's work. (5 marks)
 - (iii) "Analytic and Synthetic cubistic work can be seen among Picasso's cubists paintings". Enquire with examples. (8 marks)
7. The Greeks were the masters in the field of sculpture, architecture and pottery from ancient times.
- (i) Name **two** sculptures of Greek archaic period. (2 marks)
 - (ii) Give a short introduction to the temple of Parthenon of Greece. (5 marks)
 - (iii) Comment on the pottery Industry popular in Greece, using the guidelines given below.
 - i. the purpose of usage
 - ii. the way of making pots
 - iii. the design techniques
 - iv. artistic value(8 marks)

சினிமா உரிமையாளர் அலுவலர்/முழுப் பதிப்புரிமையுடையது/All Rights Reserved]

ஐல கிரேடு/புதிய பாடத்திட்டம்/New Syllabus

NEW

இலங்கை විභාග දෙපාර්තමේන්තුව
 இலங்கைப் பரீட்சைத் திணைக்களம்
 Department of Examinations, Sri Lanka

අධ්‍යයන පොදු සහතික පත්‍ර (උසස් පෙළ) විභාගය, 2020
 கல்விப் பொதுத் தராதரப் பத்திர (உயர் தரப் பரீட்சை, 2020
 General Certificate of Education (Adv. Level) Examination, 2020

விநு கலாவி	II
சித்திரக்கலை	II
Art	II

51 E II

மூன்று மணித்தியாலம்
Three hours

අමතර කියවීමේ කාලය	- මිනිත්තු 10 යි
மேலதிக வாசிப்பு நேரம்	- 10 நிமிடங்கள்
Additional Reading Time	- 10 minutes

Use **additional reading time** to observe carefully the objects placed in front of you.

Instructions:

- Write your **Index Number** clearly on the **other side** of your drawing paper.
- Use the special **drawing paper** provided to you for the colour drawing. It is not necessary to do any other sketching or drawing.
- It is important that your drawing is completely dry before it is handed over to the supervisor. Wet drawings may stick together and will be disadvantageous to you.

Nature Study and Still Life Drawing

Draw and paint the objects placed in front of you, considering the following instructions.

- * Compose the picture, using the space of the paper meaningfully.
- * Pay attention to the nature of the objects, Texture, Scale, Eye level, Three dimensional qualities and perspective theories.
- * Draw the objects as you see them. Paint the objects considering the play of light and shade visible on them.
- * Use the techniques meaningfully, when handling colour media.
- * Colour the background to suit the composition.
- * You are free to adjust the proportions of the drawing board to suit the composition.
- * One media out of Water colour, Poster colour, Powder colour, Pastel or mixed media can be used.

නව නිර්දේශය / புதிய பாடத்திட்டம் / New Syllabus

NEW

ශ්‍රී ලංකා විභාග දෙපාර්තමේන්තුව ශ්‍රී ලංකා විභාග දෙපාර්තමේන්තුව ශ්‍රී ලංකා විභාග දෙපාර්තමේන්තුව ශ්‍රී ලංකා විභාග දෙපාර්තමේන්තුව ශ්‍රී ලංකා විභාග දෙපාර්තමේන්තුව
இலங்கைப் பரீட்சைத் திணைக்களம் இலங்கைப் பரීட்சைத் திணைக்களம் இலங்கைப் பரීட்சைத் திணைக்களம் இலங்கைப் பரීட்சைத் திணைக்களம் இலங்கைப் பரීட்சைத் திணைக்களம்
Sri Lanka Department of Examinations, Sri Lanka Sri Lanka Department of Examinations, Sri Lanka Sri Lanka Department of Examinations, Sri Lanka Sri Lanka Department of Examinations, Sri Lanka
ශ්‍රී ලංකා විභාග දෙපාර්තමේන්තුව ශ්‍රී ලංකා විභාග දෙපාර්තමේන්තුව ශ්‍රී ලංකා විභාග දෙපාර්තමේන්තුව ශ්‍රී ලංකා විභාග දෙපාර්තමේන්තුව ශ්‍රී ලංකා විභාග දෙපාර්තමේන්තුව
இலங்கைப் பரීட்சைத் திணைக்களம் இலங்கைப் பரීட்சைத் திணைக்களம் இலங்கைப் பரīட்சைத் திணைக்களம் இலங்கைப் பரīட்சைத் திணைக்களம் இலங்கைப் பரīட்சைத் திணைக்களம்
Department of Examinations, Sri Lanka Department of Examinations, Sri Lanka Department of Examinations, Sri Lanka Department of Examinations, Sri Lanka

අධ්‍යයන පොදු සහතික පත්‍ර (උසස් පෙළ) විභාගය, 2020
கல்விப் பொதுத் தராதரப் பத்திர (உயர் தர)ப் பரீட்சை, 2020
General Certificate of Education (Adv. Level) Examination, 2020

විඳු කලාව III
சித்திரக்கலை III
Art III

51 E III

පැය තුනයි
மூன்று மணித்தியாலம்
Three hours

අමතර කියවීමේ කාලය - මිනිත්තු 10 යි
மேலதிக வாசிப்பு நேரம் - 10 நிமிடங்கள்
Additional Reading Time - 10 minutes

Use additional reading time to go through the question paper, select the questions you will answer and decide which of them you will prioritise.

Instructions:

- * Write your **Index Number** and the selected **Question Number** clearly on the **other side** of your drawing paper.
- * One media out of water colour, poster colour, powder colour and pastel or mixed media can be used.
- * Tissue papers will be provided for those who need.
- * It is important that your drawing is completely dry before it is handed over to the supervisor. Wet drawings may stick together and will be disadvantageous to you.

- Select **one** part and draw **only one** colourful picture, out of parts **A, B and C** below.

Part A - Pictorial Composition

1. A busy wholesale Vegetable Market.
2. 'The splendour of the beautiful stream is intensified with the presence of bathers'.
3. Lonely fishing boats on a beach in off season / A herd of deer instinctive of a danger.

Part B - Design Drawing

4. Design a pattern to be printed for a chintz using abstract shapes of the Jasmine flower. Design within the space 9" X 9" (inches). (Designing the basic unit showing interconnectivity with other units is expected.)
5. Create a design using free shapes for an eight sided ladies umbrella. The design should extend from the center.
6. Create a banderole of 9' X 4' (feet) using traditional decorations to be used in a national festive occasion. (Reduce the given scale according to the size of the paper.)

Part C - Graphic Designing

7. Design a colourful illustration suitable for a feature article to be published in a newspaper on 'How to face an epidemic collectively as a nation'.
8. Create a colourful poster illustrating the value of home gardening, under the theme 'a self-sufficient country'.
9. Design a label to be pasted on a glass container carrying locally produced mixture of fruits (pickle). (Include a proposed name and pictures).